



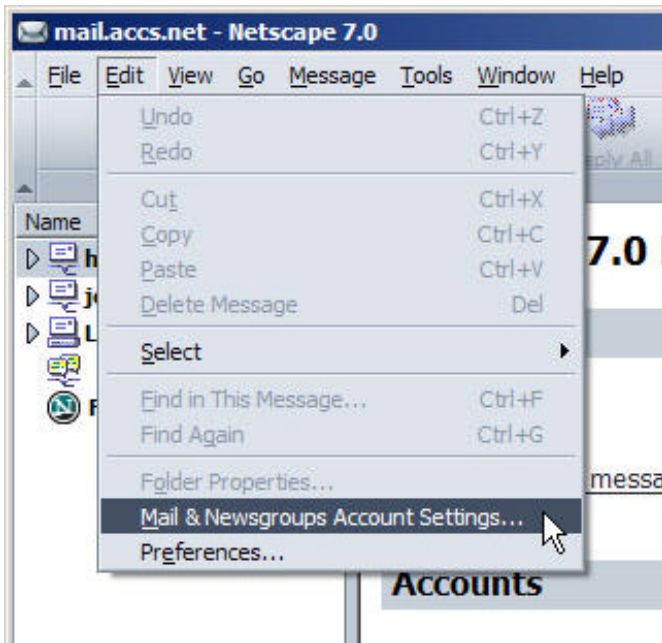
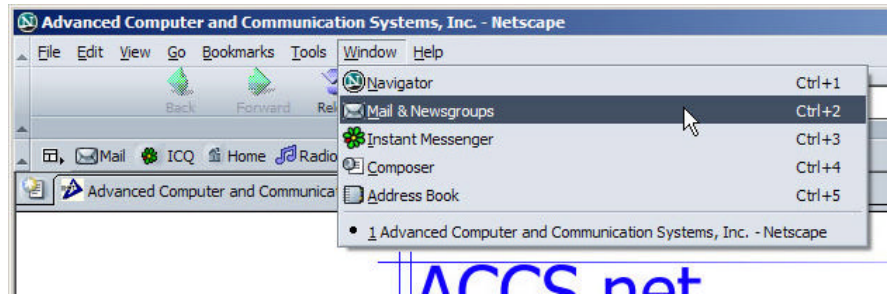
ADVANCED COMPUTER &  
COMMUNICATION  
SYSTEMS, INC.

47 North Jackson Street  
Frankfort, IN 46041  
Phone: (765) 659-4671  
Fax: (765) 654-7106  
Support: internet@accs.net  
Web Site: www.accs.net

## Setting up Netscape 7.x for e-mail

### Step 1

Inside of Netscape, click on 'Windows' and then on 'Mail & News-groups'.



### Step 2

Inside of the Netscape Mail program, click on 'Edit' and then on 'Mail & Newsgroup Account Settings'.



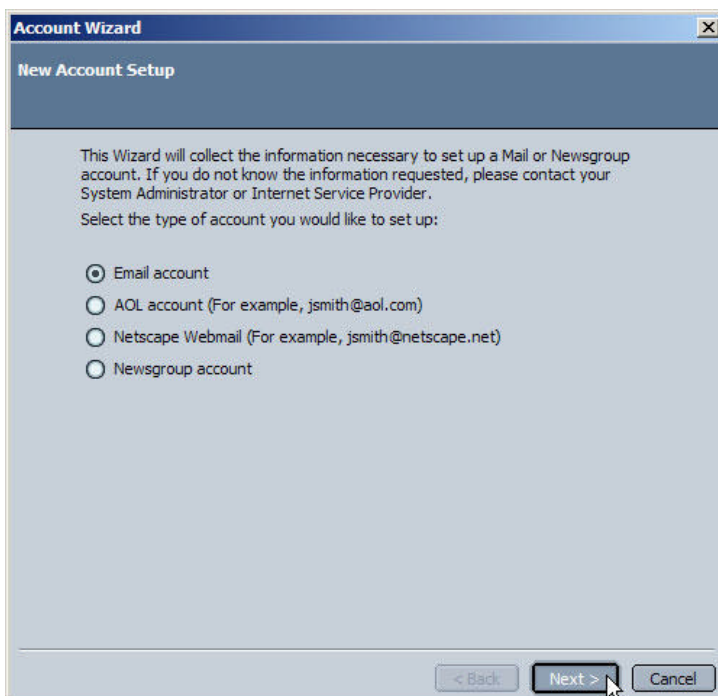
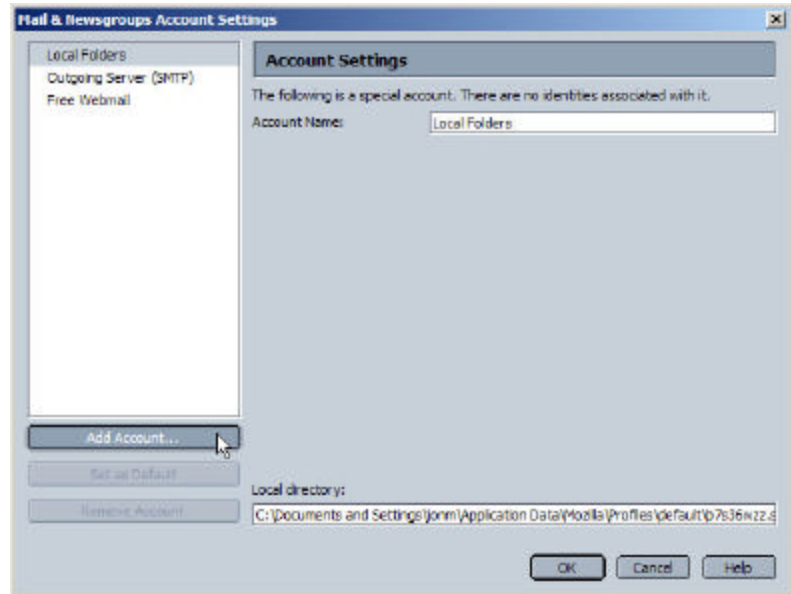
ADVANCED COMPUTER &  
COMMUNICATION  
SYSTEMS, INC.

47 North Jackson Street  
Frankfort, IN 46041  
Phone: (765) 659-4671  
Fax: (765) 654-7106  
Support: internet@accs.net  
Web Site: www.accs.net

## Setting up Netscape 7.x for e-mail

### Step 3

Now we need to add a new email account, **click** on the 'Add Account' button at the bottom.



### Step 4

Select 'Email Account', then **click** on the 'Next' button.



ADVANCED COMPUTER &  
COMMUNICATION  
SYSTEMS, INC.

47 North Jackson Street  
Frankfort, IN 46041  
Phone: (765) 659-4671  
Fax: (765) 654-7106  
Support: internet@accs.net  
Web Site: www.accs.net

## Setting up Netscape 7.x for e-mail

**Account Wizard**

**Identity**

Each account can have its own identity, which is the information that identifies you to others when they receive your messages.

Enter the name you would like to appear in the "From" field of your outgoing messages (for example, "John Smith").

Your Name:

Enter your email address. This is the address others will use to send email to you (for example, "user@example.net").

Email Address:

< Back **Next >** Cancel

### Step 5

Type in your full name in the blank labeled '**Your Name**'. Then type in your full ACCS email address into the '**Email Address**' blank. Finally, **click** on the '**Next**' button to continue.

### Step 6

Make sure that '**POP**' is selected. Then type in '**mail.accs.net**' in the blank labeled '**Incoming Server**'. Then, **click** on the '**Next**' button to continue.

**Account Wizard**

**Server Information**

Select the type of incoming server you are using.

POP  IMAP

Enter the name of your incoming server (for example, "mail.example.net").

Incoming Server:

Your existing outgoing server (SMTP), "mail.accs.net", will be used. You can modify outgoing server settings by choosing Mail & Newsgroups Account Settings from the Edit menu.

< Back **Next >** Cancel



ADVANCED COMPUTER &  
COMMUNICATION  
SYSTEMS, INC.

47 North Jackson Street  
Frankfort, IN 46041  
Phone: (765) 659-4671  
Fax: (765) 654-7106  
Support: internet@accs.net  
Web Site: www.accs.net

## Setting up Netscape 7.x for e-mail

### Step 7

Type in your username in the blank labeled '**User Name** :'. Then **click** on the '**Next**' button to continue.

**Remember**, for most ACCS users the username is the first half of the email address, before the @ sign.

### Step 8

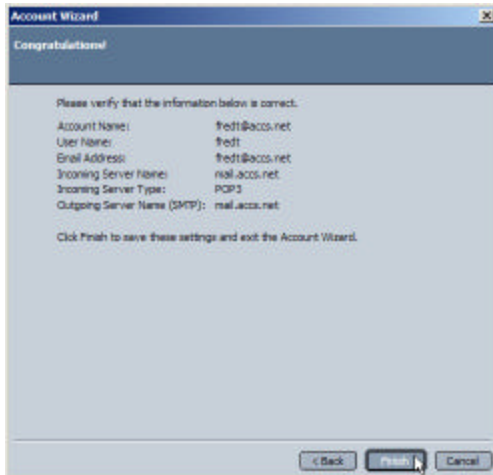
Type in the Account Name for this email account. It is probably best to set the account name to your email address for later reference. Once this is done, **click** on the '**Next**' button to continue.



ADVANCED COMPUTER &  
COMMUNICATION  
SYSTEMS, INC.

47 North Jackson Street  
Frankfort, IN 46041  
Phone: (765) 659-4671  
Fax: (765) 654-7106  
Support: internet@accs.net  
Web Site: www.accs.net

## Setting up Netscape 7.x for e-mail

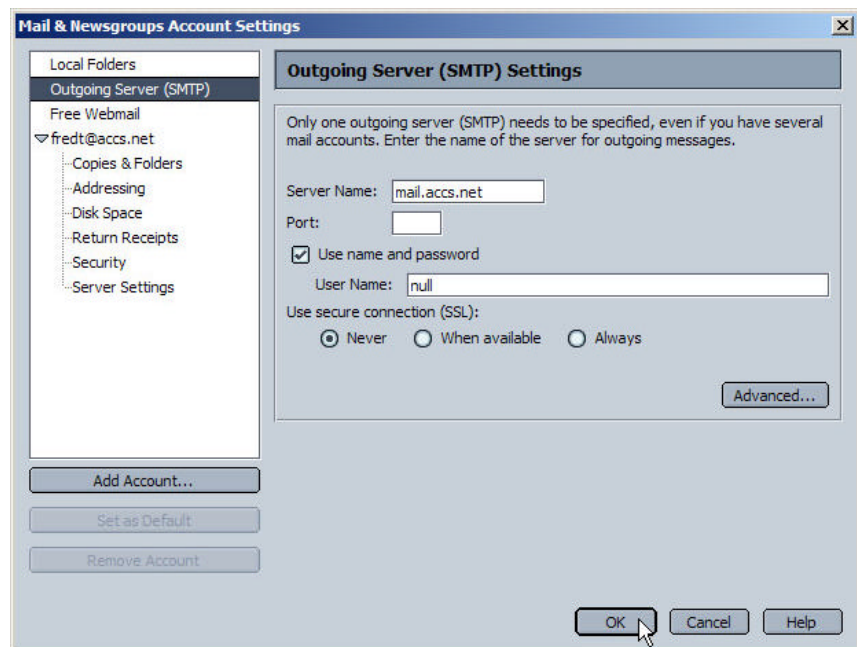


### Step 9

Your email setup is nearly complete. **Click** on the **'Finish'** button and move on to the next step.

### Step 10

Finally, on left side, click on **'Outgoing Server (SMTP)'** so that it is highlighted as shown. Next, type in **'mail.accs.net'** into the **'Server Name'** blank. Make sure the rest of the settings match the picture. Once this is complete, **click 'OK'** at the bottom. Your email setup is complete.



### Free Internet Technical Support

**Phone:** (765) 659-4671  
**Email:** internet@accs.net  
**Hours:** Mon-Fri 8a-5p

Remember if you have any trouble please give us a call. We have professionals on staff that have experience troubleshooting/fixing all sorts of networking and computer problems. ACCS has been building/maintaining business networks and computers for over 20 years!